





District Health Assessment for Multiple District 13 through May 2025

		Clubs							Membership							Member Strength		Cancellation		Reports			Finance	Leadership			
District Name	Status/ Number of Months in Status *	Active Clubs	Clubs in Status Quo	Total Clubs	% Status Quo Clubs in Financial Suspension	New Clubs	Cancelled Clubs	YTD Net Club Gain/Loss	Current Members In Active Clubs	Current Members In Status Quo Clubs	Current Total Members Count	YTD Add	YTD Drop	YTD NetGrowth (includes Active and Status Quo)	YTD NetGrowth% (includes Active and Status Quo)	Member Count 12 Months Ago	Average Member Count Per Club	% of Clubs with less than 20 members	Average Cancelled Club Age	Members Lost Due to Cancelled Clubs	% of Clubs Reporting Service	% No MMR in 3 Months	% No Officer Report in 12 months	% of Clubs with balance 90+ days	Number of Zone Chairs Recorded	Number of Region Chairs Recorded	District Officers Vacancies **
13 OH1		49	0	49	0%	0	0	0	1352	0	1352	84	134	-50	-3.57%	1,408	28	43%	0	0	100%	33%	0%	6%	9	3	
13 OH2		52	1	53	100%	0	0	0	1624	11	1635	128	129	-1	-0.06%	1,661	31	28%	0	0	100%	28%	2%	4%	6	2	
13 OH3		48	0	48	0%	0	2	-2	1296	0	1296	82	148	-66	-4.85%	1,368	27	46%	76	12	100%	35%	0%	2%	8	2	
13 OH4		48	0	48	0%	0	2	-2	1261	0	1261	104	134	-30	-2.32%	1,304	26	38%	87	22	100%	35%	2%	0%	7	0	
13 OH5		48	1	49	100%	0	1	-1	1255	11	1266	119	129	-10	-0.78%	1,302	26	39%	25	0	100%	39%	0%	4%	7	2	
13 OH6		53	0	53	0%	1	1	0	1436	0	1436	146	136	10	0.70%	1,467	27	40%	51	0	100%	51%	0%	4%	7	2	
13 OH7	T(24)	46	0	46	0%	0	3	-3	1145	0	1145	86	133	-47	-3.94%	1,175	25	48%	43	28	100%	41%	0%	2%	7	2	
		344	2	346	100%	1	9	-8	9369	22	9391	749	943	-194	-2.02%	9,685	27	40%	59	62	100%	38%	1%	3%	51	13	




District Health Assessment for Multiple District 14 through May 2025

		Clubs							Membership							Member Strength		Cancellation		Reports			Finance	Leadership			
District Name	Status/ Number of Months in Status *	Active Clubs	Clubs in Status Quo	Total Clubs	% Status Quo Clubs in Financial Suspension	New Clubs	Cancelled Clubs	YTD Net Club Gain/Loss	Current Members In Active Clubs	Current Members In Status Quo Clubs	Current Total Members Count	YTD Add	YTD Drop	YTD NetGrowth (includes Active and Status Quo)	YTD NetGrowth% (includes Active and Status Quo)	Member Count 12 Months Ago	Average Member Count Per Club	% of Clubs with less than 20 members	Average Cancelled Club Age	Members Lost Due to Cancelled Clubs	% of Clubs Reporting Service	% No MMR in 3 Months	% No Officer Report in 12 months	% of Clubs with balance 90+ days	Number of Zone Chairs Recorded	Number of Region Chairs Recorded	District Officers Vacancies **
14 A		51	1	52	100%	1	0	1	1254	18	1272	128	112	16	1.27%	1,259	25	44%	0	0	37%	50%	2%	4%	11	0	
14 B	T(24)	28	0	28	0%	0	2	-2	598	0	598	51	89	-38	-5.97%	648	21	46%	83	35	71%	43%	0%	0%	4	0	2nd VDG,GMT
14 C	T(24)	43	0	43	0%	0	1	-1	1187	0	1187	116	89	27	2.33%	1,168	28	35%	86	17	93%	40%	0%	2%	7	0	
14 D	T(24)	42	0	42	0%	1	0	1	1201	0	1201	143	118	25	2.13%	1,193	29	38%	0	0	90%	45%	14%	0%	10	0	
14 E	T(24)	26	2	28	100%	0	0	0	676	13	689	37	30	7	1.03%	682	26	39%	0	0	54%	54%	0%	7%	4	0	2nd VDG
14 F	T(24)	35	0	35	0%	0	1	-1	900	0	900	54	99	-45	-4.76%	941	26	40%	59	12	83%	57%	0%	0%	7	0	2nd VDG
14 G		54	0	54	0%	0	1	-1	1495	0	1495	123	104	19	1.29%	1,495	28	39%	71	7	78%	26%	0%	0%	12	0	
14 H	T(24)	24	2	26	100%	0	1	-1	598	32	630	45	57	-12	-1.87%	645	25	50%	81	9	23%	54%	4%	8%	0	0	2nd VDG
14 J	T(24)	25	1	26	100%	0	1	-1	680	11	691	59	77	-18	-2.54%	734	27	50%	73	14	23%	38%	0%	4%	7	0	2nd VDG
14 K	T(24)	25	2	27	100%	0	1	-1	666	20	686	49	93	-44	-6.03%	738	27	41%	36	18	74%	26%	7%	7%	4	0	2nd VDG,GST
14 L	T(24)	34	1	35	100%	0	3	-3	766	14	780	49	101	-52	-6.25%	835	23	49%	50	48	54%	57%	6%	9%	0	0	GLT,GMT,GST
14 M	T(24)	41	0	41	0%	1	0	1	999	0	999	79	93	-14	-1.38%	1,009	24	44%	0	0	51%	49%	0%	0%	7	1	2nd VDG
14 N	T(24)	37	0	37	0%	0	0	0	949	0	949	82	60	22	2.37%	945	26	43%	0	0	49%	46%	0%	3%	9	0	2nd VDG
14 P	T(24)	33	0	33	0%	0	1	-1	892	0	892	94	91	3	0.34%	894	27	30%	80	11	100%	39%	3%	0%	8	0	
14 T	T(24)	35	1	36	100%	0	1	-1	1124	0	1124	56	95	-39	-3.35%	1,179	32	19%	6	6	61%	31%	0%	6%	6	0	
14 U	T(24)	26	0	26	0%	0	0	0	828	0	828	59	67	-8	-0.96%	850	32	27%	0	0	62%	42%	8%	0%	6	0	




District Health Assessment for Multiple District 14 through May 2025

		Clubs							Membership							Member Strength		Cancellation		Reports			Finance	Leadership			
District Name	Status/ Number of Months in Status *	Active Clubs	Clubs in Status Quo	Total Clubs	% Status Quo in Financial Suspension	New Clubs	Cancelled Clubs	YTD Net Club Gain/Loss	Current Members In Active Clubs	Current Members In Status Quo Clubs	Current Total Members Count	YTD Add	YTD Drop	YTD NetGrowth (includes Active and Status Quo)	YTD NetGrowth% (includes Active and Status Quo)	Member Count 12 Months Ago	Average Member Count Per Club	% of Clubs with less than 20 members	Average Cancelled Club Age	Members Lost Due to Cancelled Clubs	% of Clubs Reporting Service	% No MMR in 3 Months	% No Officer Report in 12 months	% of Clubs with balance 90+ days	Number of Zone Chairs Recorded	Number of Region Chairs Recorded	District Officers Vacancies **
14 W	T(24)	23	2	25	100%	0	0	0	563	15	578	50	41	9	1.58%	568	24	56%	0	0	60%	44%	0%	12%	6	0	
		582	12	594	100%	3	13	-10	15376	123	15499	1274	1416	-142	-0.91%	15,783	27	40%	62	177	64%	43%	3%	3%	108	1	




District Health Assessment for Multiple District 24 through May 2025

		Clubs							Membership							Member Strength		Cancellation		Reports			Finance	Leadership			
District Name	Status/ Number of Months in Status *	Active Clubs	Clubs in Status Quo	Total Clubs	% Status Quo Clubs in Financial Suspension	New Clubs	Cancelled Clubs	YTD Net Club Gain/Loss	Current Members In Active Clubs	Current Members In Status Quo Clubs	Current Total Members Count	YTD Add	YTD Drop	YTD NetGrowth (includes Active and Status Quo)	YTD NetGrowth% (includes Active and Status Quo)	Member Count 12 Months Ago	Average Member Count Per Club	% of Clubs with less than 20 members	Average Cancelled Club Age	Members Lost Due to Cancelled Clubs	% of Clubs Reporting Service	% No MMR in 3 Months	% No Officer Report in 12 months	% of Clubs with balance 90+ days	Number of Zone Chairs Recorded	Number of Region Chairs Recorded	District Officers Vacancies **
24 C	T(14)	50	0	50	0%	0	1	-1	1240	0	1240	111	137	-26	-2.05%	1,256	25	42%	72	0	74%	38%	0%	0%	12	0	
24 I		76	4	80	100%	0	2	-2	1541	34	1575	108	231	-123	-7.24%	1,711	20	68%	74	37	90%	48%	4%	8%	8	5	
24 L		78	1	79	100%	1	2	-1	2208	10	2218	232	213	19	0.86%	2,239	28	44%	81	11	75%	23%	0%	4%	14	5	
		204	5	209	100%	1	5	-4	4989	44	5033	451	581	-130	-2.52%	5,206	25	53%	76	48	80%	36%	1%	4%	34	10	



District Health Assessment for Multiple District 29 through May 2025

		Clubs							Membership							Member Strength		Cancellation		Reports			Finance		Leadership		
District Name	Status/ Number of Months in Status *	Active Clubs	Clubs in Status Quo	Total Clubs	% Status Quo Clubs in Financial Suspension	New Clubs	Cancelled Clubs	YTD Net Club Gain/Loss	Current Members In Active Clubs	Current Members In Status Quo Clubs	Current Total Members Count	YTD Add	YTD Drop	YTD NetGrowth (includes Active and Status Quo)	YTD NetGrowth% (includes Active and Status Quo)	Member Count 12 Months Ago	Average Member Count Per Club	% of Clubs with less than 20 members	Average Cancelled Club Age	Members Lost Due to Cancelled Clubs	% of Clubs Reporting Service	% No MMR in 3 Months	% No Officer Report in 12 months	% of Clubs with balance 90+ days	Number of Zone Chairs Recorded	Number of Region Chairs Recorded	District Officers Vacancies **
29 L	T(24)	46	0	46	0%	0	0	0	928	0	928	80	137	-57	-5.79%	986	20	57%	0	0	43%	39%	2%	2%	7	0	
29 C	T(24)	40	5	45	100%	0	3	-3	797	69	866	66	97	-31	-3.46%	877	20	56%	76	41	38%	64%	13%	16%	5	1	1st VDG,2nd VDG,GLT,GMT ,GST
29 I		49	5	54	100%	0	1	-1	1295	88	1383	63	117	-54	-3.76%	1,452	26	43%	6	14	63%	50%	6%	9%	8	0	2nd VDG
		135	10	145	100%	0	4	-4	3020	157	3177	209	351	-142	-4.28%	3,315	24	51%	59	55	49%	51%	7%	9%	20	1	

\* - District Status: P - Provisional, T - Transitional.  
\*\* - District Officers Vacancies: DG - District Governor, 1st VDG - First Vice District Governor, 2nd VDG - Second Vice District Governor.